



AZALEAS

Azaleas

Lavender

'Elsie Lee' - Shamarello hybrid. Semi-double, light lavender-purple flowers. Late season bloomer. 3' Tall X 4' Wide. Zone 6.

3F - #3 Can 12/15" #3 Can 15/18" #3 Can 18/21"

Encore 'Autumn Amethyst'[®] PP# 10567 - Encore hybrid. Dark purple, single flowers. Dark green foliage. Purple winter foliage. Attractive shady border, accent, massing plant. Blooms in spring and then again in mid-summer. 4' Tall X 4' Wide. Zone 7.

3N - #5 Can 18/21" **LF** + \$7.50

Encore 'Autumn Royalty'[®] PP# 10580 - Encore hybrid. Large, single rich purple blooms. Attractive shady border, accent, massing plant. Blooms in spring and then again in mid-summer. 4-5' Tall X 4' Wide. Zone 7.

3F - #5 Can 18/21" **LF** + \$7.50

'Formosa' - Southern Indica hybrid. Deep purplish-red flowers with a dark blotch. Mid-season bloomer. Long, mid-green leaves. 5' Tall X 5-6' Wide. Zone 6.

3F - #3 Can 15/18" #3 Can 18/21" #3 Can 21/24"

7C - #7 Can 24/30"

'Herbert' - Gable hybrid. Vivid purplish-red, darker blotch. Frilly. Dark green, hairy foliage. 2-3' Tall X 3-4' Wide. Zone 5.


3F - #3 Can 12/15" #3 Can 15/18" #3 Can 18/21"

'Karen' - Kurume hybrid. Frilled dark lavender flowers. Oblong, mid-green foliage. Mid-season bloomer. Attractive accent, low hedge, massing plant. 4' Tall X 5' Wide. Zone 6.


3F - #3 Can 12/15" #3 Can 15/18" #3 Can 18/21"

'Poukhanense' - Yedoense. Very hardy, moderate lavender. Early-season bloomer. 3' Tall X 5-6' Wide. Zone 5.

3F - #3 Can 12/15" #3 Can 15/18" #3 Can 18/21"



'Elsie Lee'



'Encore Autumn Amethyst'[®]



Azalea 'Encore Autumn Royalty'[®]



'Formosa'



Azalea 'Herbert'



Azalea 'Karen'




Azalea 'Poukhanense'

Azaleas Pink



'Anna Kehr'



'Aphrodite'

'Anna Kehr' - Flat, saucer-shaped, double light purplish-pink flowers. Broad, dark green leaves. Attractive shady border, accent, massing plant. 2-3' Tall X 4-6' Wide. Zone 6.

3F - #3 Can 12/15" #3 Can 15/18" #3 Can 18/21"

'Aphrodite' - Glenn Dale Hybrid. Large, light purplish-pink flowers. Mid-season bloomer. Dark green, thick leaves. 3-4' Tall X 4-5' Wide. Zone 6.

3F - #3 Can 12/15" #3 Can 15/18" #3 Can 18/21"



'Blaauws Pink'



'Conversation Piece'

'Blaauw's Pink' - Kurume hybrid. Strong salmon-pink flowers. Mid-season bloomer. Dark green, hairy foliage. 5' Tall X 5' Wide. Zone 6.

3F - #3 Can 12/15" #3 Can 15/18" #3 Can 18/21"

'Conversation Piece' - Robin Hill hybrid. Unique pink, white and mixed pink & white flowers on same plant. Late season bloomer. Hairy, dark green leaves. Good shady border, low hedge, accent plant. 3' Tall X 5' Wide. Zone 5.

3F - #3 Can 12/15" #3 Can 15/18" #3 Can 18/21"



'Encore Autumn Empress'®



'Encore Autumn Sangria'®

Encore 'Autumn Empress'® PP# 12109 - Encore hybrid. Rich pink, single blooms. Upright, rounded grower. Attractive shady border, accent, massing plant. Blooms in spring and then again in mid-summer. 4' Tall X 36" Wide. Zone 7.

3N - #5 Can 18/21" **LF** + \$7.50

Encore 'Autumn Sangria'® PP# 15077 - Encore hybrid. Large, bright pink blooms. Upright grower. Attractive shady border, accent, massing plant. Blooms in spring and then again in mid-summer. 4-5' Tall X 4' Wide. Zone 7.

3N - #5 Can 18/21" **LF** + \$7.50

Encore 'Autumn Sweetheart' PPAF - Encore hybrid. Soft pink to almost white flowers with lavender freckles. Rich green foliage. Dense, spreading form. Attractive shady border, accent, massing plant. Blooms in spring and then again in mid-summer. 4-5' Tall X 4' Wide. Zone 7.

3N - #5 Can 18/21" **LF** + \$7.50



'Encore Autumn Sweetheart'®



'Fashion'

'Fashion' - Glenn Dale hybrid. Deep, yellowish-pink flowers. Early season bloomer. Dark green foliage. Good massing, hedge or accent plant. 3' Tall X 3' Wide. Zone 6.

3F - #3 Can 12/15" #3 Can 15/18" #3 Can 18/21"

Azaleas

Pink

'Fisher Pink' - Linwood hybrid. Light pink. Mid-season bloomer. Dark green, hairy leaves. 4' Tall X 4' Wide. Zone 6.

3F - #3 Can 12/15" #3 Can 15/18" #3 Can 18/21"


'George Tabor' - Southern Indica hybrid. Light purplish-pink flowers with red-purple blotch. Mid-season bloomer. Long, slender mid-green leaves. Attractive shady garden, accent plant. 4-5' Tall X 4-6' Wide. Zone 8.

3F - #3 Can 15/18" #3 Can 18/21" #3 Can 21/24"

7C - #7 Can 24/30"



'Fisher Pink'



'George Tabor'

'Girard's Eriedell' - Girard hybrid. Strong purplish-pink flowers. Dark green foliage. Mid-season bloomer. Good massing, accent plant. 4' Tall X 4' Wide. Zone 7.

3F - #3 Can 12/15" #3 Can 15/18" #3 Can 18/21"



'Girard's Eriedell'




'Gwenda'

'Gwenda' - Robin Hill hybrid. Large, pale pink flowers. Broad, spreading form. Attractive accent, shady border plant. Late season bloomer. 4' Tall X 4' Wide. Zone 5.

3F - #3 Can 12/15" #3 Can 15/18" #3 Can 18/21"

'Kaempo' - Kaempo hybrid. Salmon-pink flowers. Low growing. Attractive low hedge, groundcover. 2-3' Tall X 4' Wide. Zone 3.

3F - #3 Can 12/15" #3 Can 15/18" #3 Can 18/21"



'Kaempo'



'Linwood Pink'

'Linwood Pink' - Linwood hybrid. Strong pink. Hose-in-hose. Hardy. Dark green foliage. Attractive accent, shady border, low hedge plant. 4' Tall X 5' Wide. Zone 4.


3F - #3 Can 12/15" #3 Can 15/18" #3 Can 18/21"

'Macrantha Pink' - Kurume Hybrid. Open, deep pink flowers. Compact. Late season bloomer. 24" Tall X 3' Wide. Zone 7.

3F - #3 Can 12/15" #3 Can 15/18" #3 Can 18/21"



'Macrantha'



'Nancy'

'Nancy' - Robin Hill Hybrid. Double, light pastel-pink. Late bloomer. Rounded, dark green hairy leaves. Good shady border, ground cover plant. 2' Tall X 3-4' Wide. Zone 5.

3F - #3 Can 12/15" #3 Can 15/18" #3 Can 18/21"

Azaleas

Pink - Red



'Peggy Ann'



'Shinkigen'

'Peggy Ann' - Bauman Hybrid. Hose-in-hose, whitish-pink flowers with purple-pink edges. Dark green, glossy foliage. Attractive shady border, accent, massing plant. Mid-season bloomer. 4' Tall X 6' Wide. Zone 6.

3F - #3 Can 12/15" #3 Can 15/18" #3 Can 18/21"

'Shinkigen' - Satsuki hybrid. Large white flowers with pink variation and red blotch. Small, deep green, hairy leaves. Late season. 2-3' Tall X 3-4' Wide. Zone 7.

3F - #3 Can 12/15" #3 Can 15/18" #3 Can 18/21"



'Tradition'



'Watchet'

'Tradition' - Kurume hybrid. Deep pink, hose-in-hose. Mid-season bloomer. Small, rounded mid-green foliage. Good accent, border, hedge plant. 3' Tall X 4' Wide. Zone 6.

3F - #3 Can 12/15" #3 Can 15/18" #3 Can 18/21"

'Watchet' - Robin Hill hybrid. Single, ruffled creamy-pink blooms. Mid-season bloomer. Thick, rounded, glossy dark green foliage. Attractive accent, shady border, low hedge plant. 3' Tall X 4-5' Wide. Zone 5.

3F - #3 Can 12/15" #3 Can 15/18" #3 Can 18/21"

Red



'Adelaine Pope'



'Encore Autumn Embers'®

'Adelaine Pope' - NC State hybrid. Reddish-rose-pink flowers. Hardy. Mid-season bloomer. 5' Tall X 4-5' Wide. Zone 6.

3F - #3 Can 12/15" #3 Can 15/18" #3 Can 18/21"

Encore 'Autumn Embers'® PP# 10581 - Encore hybrid. Single and semi-double, deep orange flowers. Compact grower. Attractive shady border, accent, foundation plant. Blooms in spring and then again in summer. 30" Tall X 3-4' Wide. Zone 7.

3N - #5 Can 18/21" LF + \$7.50

Encore 'Autumn Rouge'® PP# 10438 - Encore hybrid. 2", strong red-pink flowers. Upright grower. Attractive shady border, accent, foundation plant. Blooms in spring and then again in mid-summer. 4.5' Tall X 4' Wide. Zone 7.

3N - #5 Can 18/21" LF + \$7.50



'Encore Autumn Rouge'®



'Girard's Crimson'

'Girard's Crimson' - Single, crimson-red flowers. Mid-season bloomer. Dark green, rounded foliage. Attractive massing, accent plant. 3-4' Tall X 4' Wide. Zone 6.

3F - #3 Can 12/15" #3 Can 15/18" #3 Can 18/21"

Azaleas

Red - Salmon

'Girard's Rose' - Girard hybrid. Compact form. Single, deep rose-red flowers. Mid-season bloomer. 4' Tall X 4' Wide. Zone 6.

3F - #3 Can 12/15" #3 Can 15/18" #3 Can 18/21"

'Hot Shot' - Girard hybrid. Single, scarlet-orange blooms. Thick, round dark green leaves. Mid-season bloomer. 3' Tall X 3' Wide. Zone 6.

3F - #3 Can 12/15" #3 Can 15/18" #3 Can 18/21"

'Johanna' - Vuyk hybrid. Large bloom, deep red. Mid-season. Deep purple-red fall foliage. 4' Tall X 4' Wide. Zone 6.

3F - #3 Can 12/15" #3 Can 15/18" #3 Can 18/21"

'Midnight Flare' - Harris hybrid. Mounding form. Deep red blooms. Red fall foliage. Mid-season bloomer. 3-4' Tall X 3-4' Wide. Zone 6.

3F - #3 Can 12/15" #3 Can 15/18" #3 Can 18/21"

'Southern Charm' - Southern Indica hybrid. Large rosy-red blooms, broad spreader. Mid-season bloomer. 6' Tall X 6' Wide. Zone 8.

3F - #3 Can 15/18" #3 Can 18/21" #3 Can 21/24"




'The Robe' - Girard hybrid. Compact form. Single, deep rose-red flowers. Green leaves with creamy white margins. Mid-season bloomer. 4' Tall X 4' Wide. Zone 6.

3F - #3 Can 12/15" #3 Can 15/18"

Salmon

'Ben Morrison' - Glenn Dale hybrid. Salmon-pink flowers mottled with white. Mid-to-late season bloomer. Dark green, hairy foliage. Attractive shady border, low hedge or accent plant. 4' Tall X 4' Wide. Zone 6.

3F - #3 Can 12/15" #3 Can 15/18" #3 Can 18/21"





'Delaware Valley'



'Encore Autumn Angel'®

'Delaware Valley' - Mucronatum. Bright white flowers. Spreading form. Mid-season bloomer. 4' Tall X 4' Wide. Zone 5.
3F - #3 Can 12/15" #3 Can 15/18" #3 Can 18/21"

Encore 'Autumn Angel'® PP# 15227 - Encore hybrid. Large, pure white flowers. Dense, spreading grower. Attractive shady border, accent, foundation plant. Blooms in spring and then again in mid-summer. 4.5' Tall X 4' Wide. Zone 7.
3N - #5 Can 18/21" + \$7.50



'Encore Autumn Starlite'®



'Encore Autumn Twist'®

Encore 'Autumn Starlite'® PP# 15043 - Encore hybrid. White flowers with pink flecks and an occasional pink stripe. Dense, spreading grower. Attractive shady border, accent, foundation plant. Blooms in spring and then again in mid-summer. 4.5' Tall X 4' Wide. Zone 7.
3N - #5 Can 18/21" **LF** + \$7.50

Encore 'Autumn Twist'® PP# 15043 - Encore hybrid. Large white flowers have purple stripes. Dense, upright grower. Attractive shady border, accent, foundation plant. Blooms in spring and then again in mid-summer. 4.5' Tall X 4' Wide. Zone 7.
3N - #5 Can 18/21" **LF** + \$7.50



'Hardy Gardenia'



'Mrs. G. G. Gerbing'

'Hardy Gardenia' - Linwood hybrid. Rounded, dark green, glossy foliage. Double, hose-in-hose white flowers. Late season bloomer. 4' Tall X 4' Wide. Zone 5.
3F - #3 Can 12/15" #3 Can 15/18" #3 Can 18/21"

'Mrs. G. G. Gerbing' - Southern Indica hybrid. Broad, spreading form. Bright white flowers. Mid-season bloomer. Attractive shady garden, accent plant. 6' Tall X 6' Wide. Zone 8.
3F - #3 Can 15/18" #3 Can 18/21" #3 Can 21/24"
7C - #7 Can 24/30"



'Pleasant White'



'White Cascade'

'Pleasant White' - Girard hybrid. Spreading form. Single, pure white flowers. Late season bloomer. 4' Tall X 4-5' Wide. Zone 6.
3F - #3 Can 12/15" #3 Can 15/18" #3 Can 18/21"

'White Cascade' - Shamarello hybrid. Dense, spreading form. Pure white flowers. Attractive shady border, woodland garden plant. Mid-season bloomer. 2-3' Tall X 4-6' Wide. Zone 7.
3F - #3 Can 12/15" #3 Can 15/18" #3 Can 18/21"